

In August 2018, we created the ROBO Global® Artificial Intelligence Index for the investment and research community. We aim to provide investors with a comprehensive, transparent, and diversified benchmark that represents the global value chain of artificial intelligence technologies.

Why THNQ ?

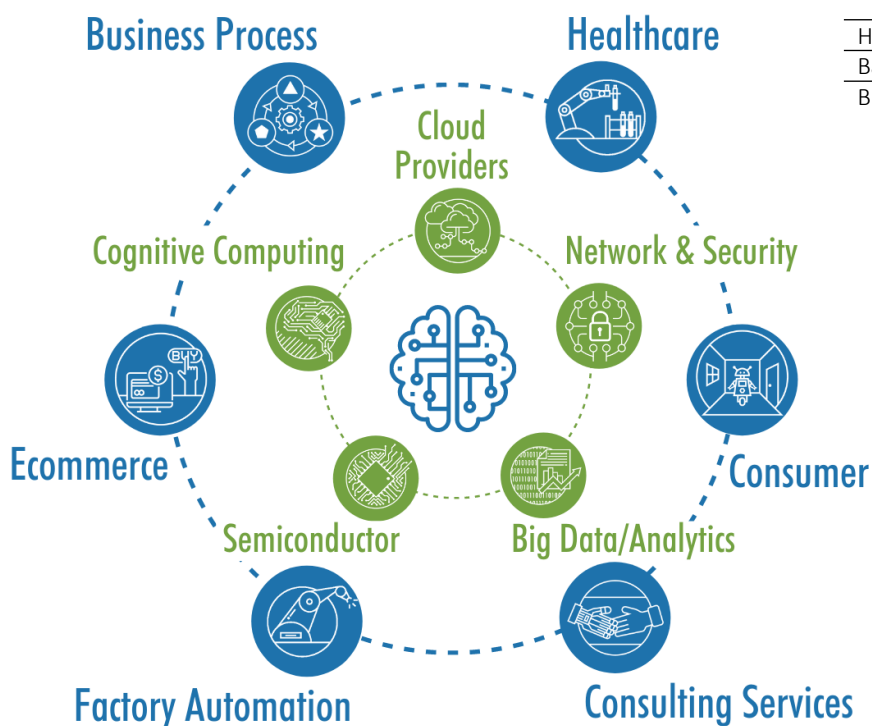
1. INDUSTRY EXPERTS specializing in robotics, artificial intelligence (AI), and healthcare technologies whose mission is to define and identify the universe of artificial intelligence for investors.

2. GLOBAL REVENUES from AI for enterprise applications are projected to grow from \$10B in 2020 to \$85.5B in 2025, attaining a 50.5% CAGR.

3. MULTI-CAP index providing diversified access to large-, mid- and small-cap companies with minimal overlap with most broad market indices.

INDEX FACTS

Go Live Date	August 21, 2018
Index Components	74
Eligible Universe	ROBO Global®
Industry Classification	Modified equal weighting including revenue purity and market/technology leadership
Weighting	Quarterly
Rebalance Frequency	Every 15 seconds
Calculation Frequency	9am to 11:30pm GMT
Dividend Treatment	Price and total return (calculated with net dividends reinvested) versions are available
History Availability	Daily back to December 31, 2013
Base Value / Base Date	1000 / August 21, 2018
Bloomberg / Reuters Ticker	THNQ Index / .THNQ



Applications & Services	47%
Business Process	21%
Ecommerce	10%
Consumer	8%
Healthcare	4%
Factory Automation	3%
Consulting Services	1%
Infrastructure	53%
Semiconductor	17%
Big Data/Analytics	11%
Network & Security	11%
Cloud Providers	10%
Cognitive Computing	4%

INDUSTRY CLASSIFICATION

To date, we have identified 11 subsectors of suitable product and technology maturity to the AI theme. These subsectors carry high growth and earnings potential. On a regular basis, we screen our database to identify companies that are publicly traded, fit into these 11 subsectors, meet a minimum AI revenue threshold, are positioned as technology and growth leaders, and satisfy our ESG Policy. Index members are identified in accordance with predetermined rules and objective criteria, including minimum market capitalization and average daily value traded. The result is a unique mix of infrastructure and applications and services companies.

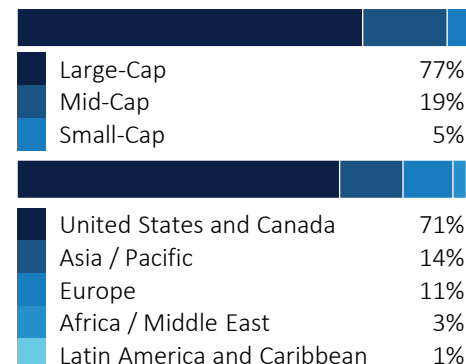
TOP HOLDINGS

NVIDIA	2.34%
ARISTA NETWORKS INC	2.27%
ADVANCED MICRO DEVICES INC	2.07%
CLOUDFLARE INC	2.01%
TESLA INC	1.97%
ANALOG DEVICES INC	1.93%
MICROSOFT	1.90%
NEW RELIC INC	1.86%
BLUE PRISM GROUP	1.74%
LAM RESEARCH	1.74%
TOTAL	19.82%

CHARACTERISTICS

Annualized Return*	27.17%
Annualized Volatility*	22.09%
Information Ratio*	1.23
Trailing P/E	42.13
Forward P/E	47.01
Price/Book	11.59
EV/Sales	8.92
Price/Cash Flow	43.95
Average Market Cap (\$MM)	232,114
Median Market Cap (\$MM)	40,740

* Includes back-tested data prior to 2018-08-21



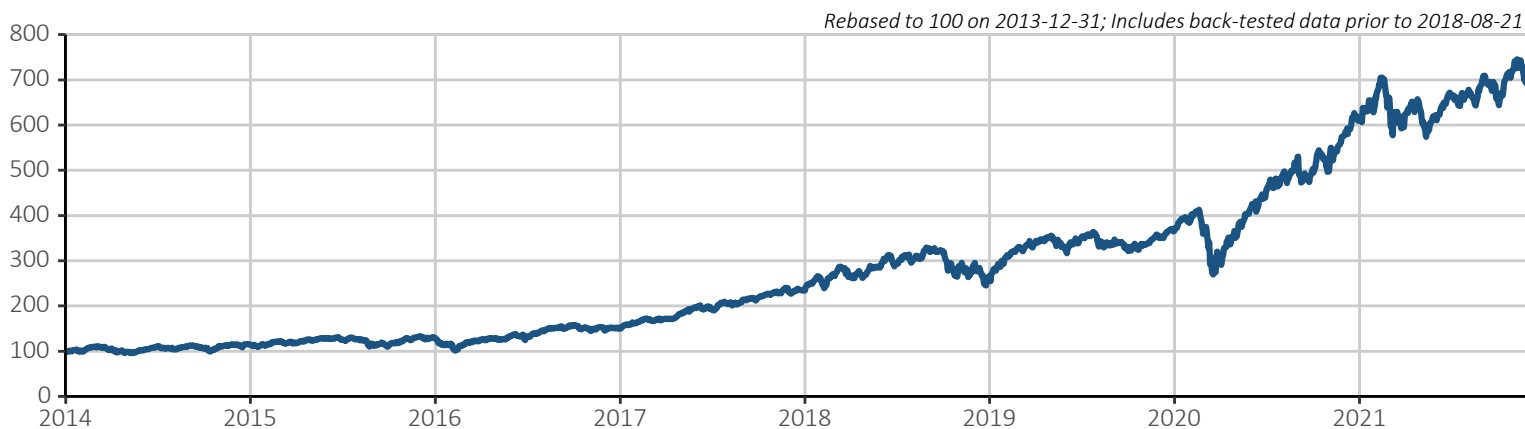
COVERAGE TEAM

The coverage team incorporates full-time financial and research professionals supported by industry entrepreneurs and academic leaders. These strategic advisors specialize in global developments in robotics, artificial intelligence, and healthcare technologies. The team includes 7 PhDs and some of the industry's most highly respected technology visionaries.

METHODOLOGY

Each company in the ROBO Global® Industry Classification System is assigned a "THNQ Score" based on the company's level of revenues and investments in artificial intelligence activities, as well as market and technology leadership in the field of AI. These scores range from 1-100 with 100 representing significant levels of AI revenues and investment. A company must have a minimum THNQ Score of 50 to be considered for inclusion in the index. Companies are weighted by dividing each individual company's THNQ Score by the sum of the total THNQ Scores among index constituents. To respond to new entrants and maintain the desired diversification, the index rebalances on a quarterly basis.

PERFORMANCE



Year	Jan	Feb	Mar	Apr	May	Jun	Jul	Aug	Sep	Oct	Nov	Dec	YTD
2021	2.18%	2.00%	-5.20%	5.12%	-2.73%	7.05%	-0.00%	4.09%	-4.56%	8.38%	-3.47%	-2.76%	9.30%
2020	4.96%	-5.69%	-13.87%	16.61%	13.19%	8.96%	8.03%	7.10%	-4.51%	0.25%	15.88%	6.86%	68.18%
2019	14.50%	8.18%	1.97%	5.22%	-8.01%	6.52%	2.18%	-4.02%	-3.04%	1.31%	7.06%	2.45%	37.61%
2018	11.93%	2.42%	0.05%	-0.43%	7.49%	2.07%	1.12%	10.16%	-1.32%	-12.93%	2.97%	-8.08%	13.50%
2017	7.69%	4.33%	1.90%	5.81%	7.29%	-1.23%	6.40%	4.35%	1.50%	5.77%	2.01%	-0.02%	56.05%
2016	-10.11%	-0.78%	9.17%	1.50%	5.48%	-1.44%	9.60%	4.02%	3.88%	-4.32%	0.30%	-0.28%	16.46%

GENERAL DISCLAIMER

Copyright © 2021 by ROBO Global, LLC. All rights reserved. ROBO Global[®] is a registered trademark of ROBO Global, LLC. ROBO Global, LLC is referred to as “ROBO.”

Redistribution, reproduction and/or photocopying in whole or in part are prohibited without written permission. This document does not constitute an offer of services in jurisdictions where ROBO does not have the necessary licenses. All information provided by ROBO is impersonal and not tailored to the needs of any person, entity or group of persons.

The ROBO Global[®] Set of Indices (the “Indices”) are the property of ROBO who have contracted with Solactive AG to calculate and maintain the Indices. The Indices are not sponsored by Solactive AG or its affiliates. Neither Solactive AG, nor any of their affiliates will be liable for any errors or omissions in calculating the Indices. Closing prices for the Indices are calculated by Solactive AG based on the closing price of the individual constituents of the index as set by their primary exchange. Historical performance illustrations in the Indices are based on a backcast calculation. A backcast calculation can be materially different from a backtest analysis. Past performance of an index is not a guarantee of future results. The value of investments may go down as well as up and potential investors may not get back the amount originally invested. It is not possible to invest directly in an index. Exposure to an asset class represented by an index is available through investable instruments based on that index. ROBO makes no assurance that investment products based on the index will accurately track index performance or provide positive investment returns. A decision to invest in any such investment fund or other investment vehicle should not be made in reliance on any of the statements set forth in this document. ROBO is not in a position to give advice on the suitability of any investments for potential investors. Prospective investors are advised to make an investment in any such fund or other vehicle only after carefully considering the risks associated with investing in such funds, as detailed in an offering memorandum or similar document that is prepared by or on behalf of the issuer of the investment fund or other vehicle. Inclusion of a security within an index is not a recommendation by ROBO to buy, sell, or hold such security, nor is it considered to be investment advice.

It is not intended that anything stated in this factsheet should be construed as an offer or invitation to buy or sell any investment in any Investment Fund or other investment vehicle referred to in this website, or for potential investors to engage in any investment activity.

No Investment Fund or other investment vehicle based on the Indices is sponsored, promoted, sold or supported in any other manner by ROBO or Solactive AG (the “Index Parties”) nor do the Index Parties offer any express or implicit guarantee or assurance either with regard to the results of using the Indices and/or an Index trademark or an Index price at any time or in any other respect. The Index Parties use their best efforts to ensure that the Indices are calculated correctly. Irrespective of their obligations towards the Company, the Index Parties have no obligation to point out errors in the Indices to third parties including but not limited to investors in, and/or financial intermediaries of, any Investment Funds or other investment vehicles. Neither publication of the Indices by Solactive AG nor the licensing of the Indices or an Index trademark by ROBO for the purpose of use in connection with any Investment Fund or other investment vehicle based on the Indices constitutes a recommendation by the Index Parties to invest capital in any such fund or investment vehicle nor does it in any way represent an assurance or opinion of the Index Parties with regard to any investment in such fund or investment vehicle.

These materials have been prepared solely for informational purposes based upon information generally available to the public from sources believed to be reliable. No content contained in these materials (including index data, ratings, credit-related analyses and data, model, software or other application or output there from) or any part there of (Content) may be modified, reverse-engineered, reproduced or distributed in any form by any means, or stored in a database or retrieval system, without the prior written permission of ROBO. The Content shall not be used for any unlawful or unauthorized purposes. ROBO and its third-party data providers and licensors (collectively “ROBO Parties”) do not guarantee the accuracy, completeness, timeliness or availability of the Content. ROBO Parties are not responsible for any errors or omissions, regardless of the cause, for the results obtained from the use of the Content. The content is provided on an “as is” basis.

ROBO Parties disclaim any and all express or implied warranties, including, but not limited to, any warranties of merchantability or fitness for a particular purpose or use, freedom from bugs, software errors or defects, that the content’s functioning will be uninterrupted or that the content will operate with any software or hardware configuration. In no event shall ROBO Parties be liable to any party for any direct, indirect, incidental, exemplary, compensatory, punitive, special or consequential damages, costs, expenses, legal fees, or losses (including, without limitation, lost income or lost profits and opportunity costs) in connection with any use of the Content even if advised of the possibility of such damages. ROBO Parties and their respective employees, affiliates and partners hereby exclude, to the extent permitted by applicable law, all liability in connection with the use of this factsheet.